



skoleraTM

How to check the details of your children's Quizzes?

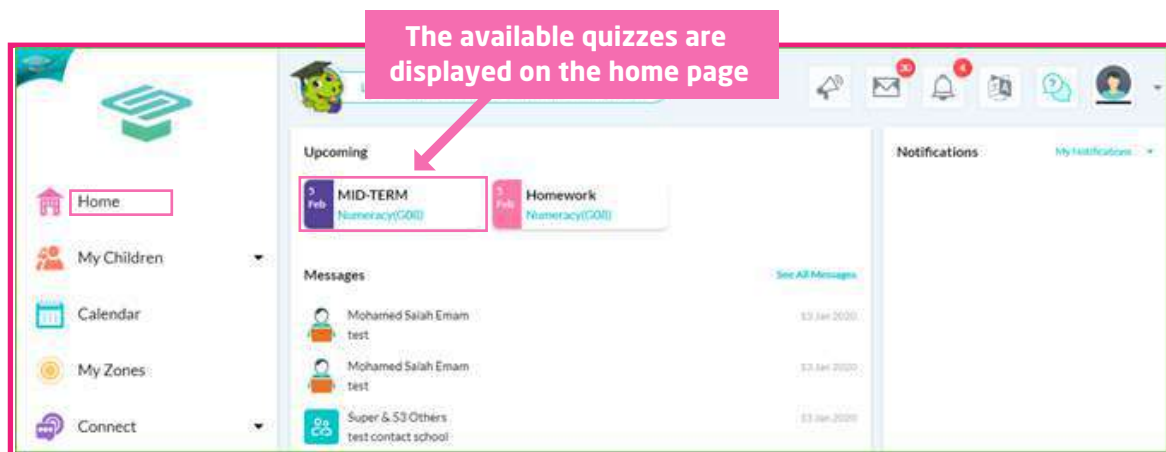
Parents Interface



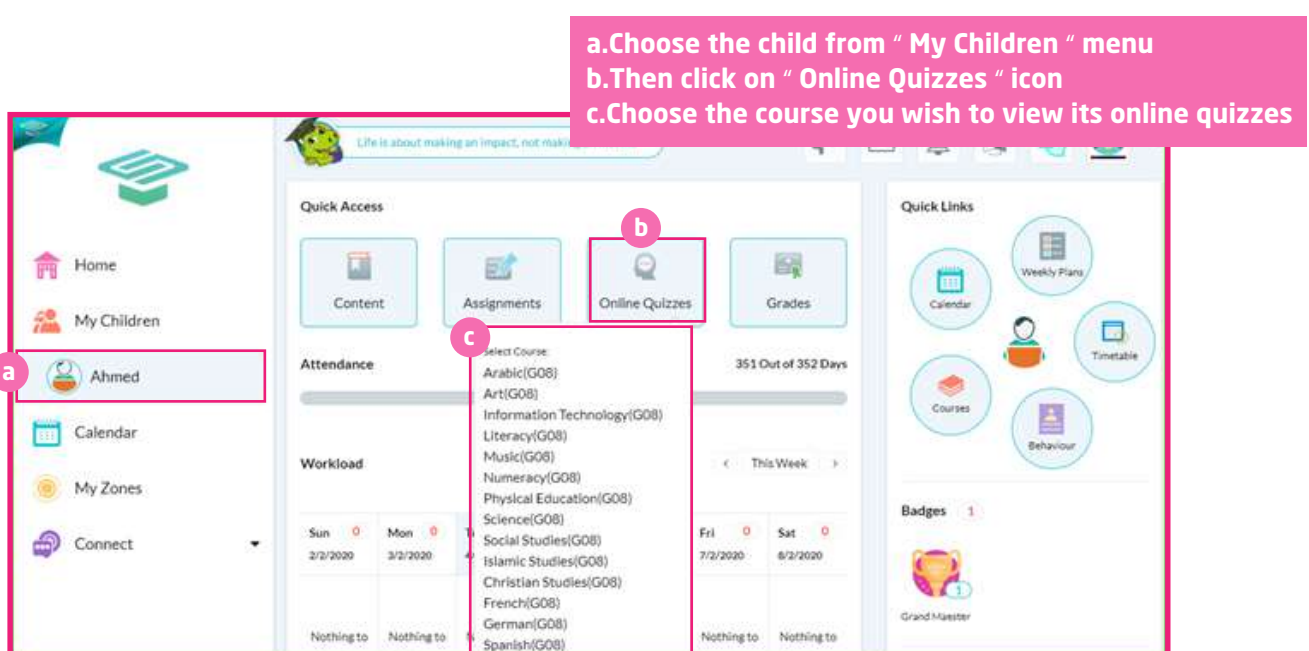
- One of the important tools offered by Skolera to help parents keep up with their children's progress is to have access to all kinds of quizzes published to their children regardless of the type of those quizzes, so parents not only view the questions and details of these quizzes anytime anywhere, but also would know if their children need help or show weakness in specific areas/courses.

To view any online quiz, follow the next steps :

- 1 After logging in to your interface ... you'll find any upcoming assignment or quiz in the "upcoming" area with the course title and due date of it.

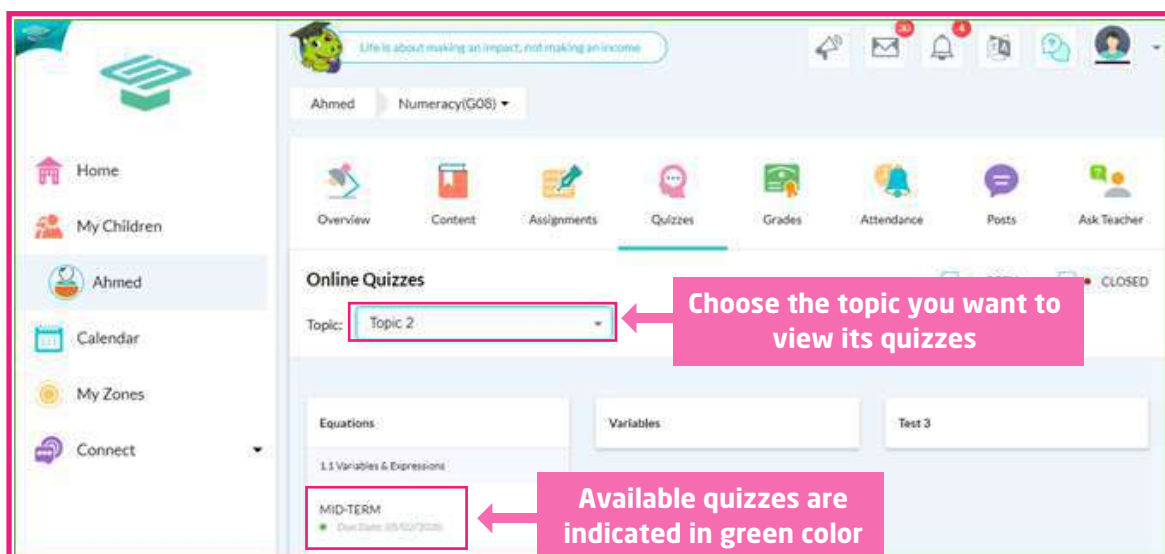


- 2 To view a specific course, choose your son/daughter who you wish to display their quizzes then click on " Online Quizzes " a drop-down menu will appear to view all courses which your child studies at school .. select the one you wish to view its online quizzes.



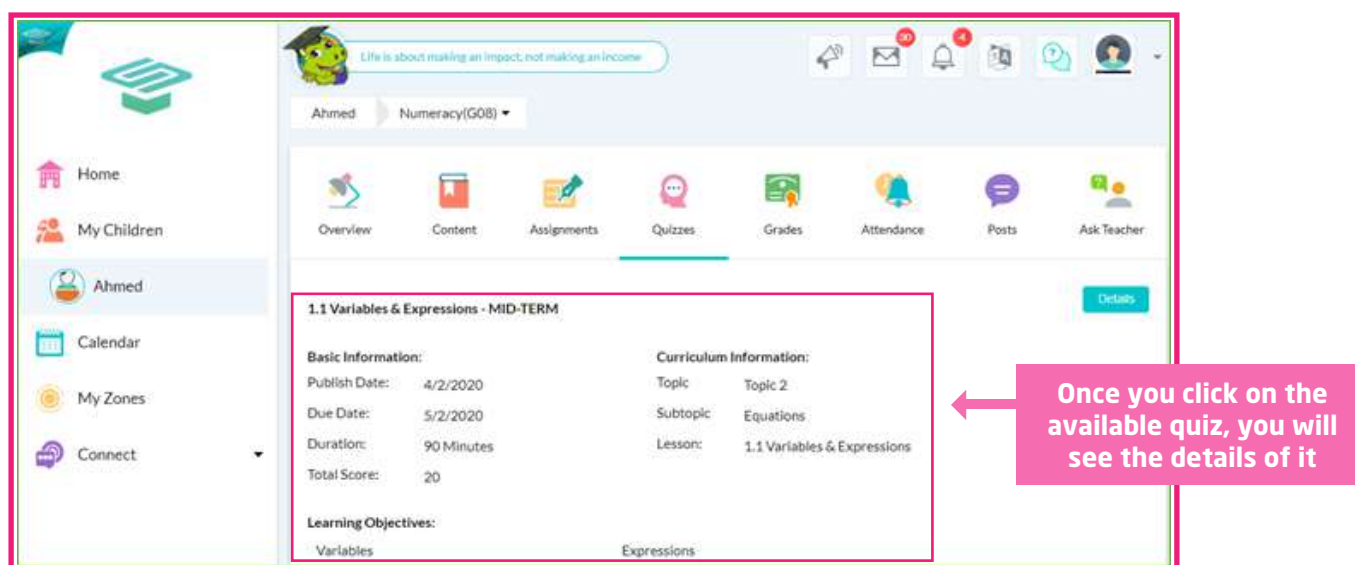
3 Once you open the selected course quizzes, choose the topic to display all quizzes given to your child associated with this topic.

-Any opened quizzes (which their due date is not over yet) have been indicated with **green** color and closed ones (which their due dates have been passed) are indicated with **red**.



4 On the page of the selected quiz, you'll be able to view the quiz details in brief such as :

- Basic Information
- Curriculum Information
- Learning Objectives



-Above details seems to be enough for each parent to be in touch with his children as much as possible we've completed the steps of reviewing all opened online quizzes from the parents' interface related to each son/daughter for what their teachers have published.

